



# Gator-2000

## The Commercial Drip Irrigation System


The Irri-Gator system utilizes drip tubing that has been used successfully for years in commercial agriculture worldwide. Its ability to provide the uniform delivery of water and nutrients to a plant's root zone is unsurpassed.

The Irri-Gator's drip irrigation technology saves up to 75% of the water normally used with sprinkler systems. Its uniform distribution reduces water consumption compared to "soaker hoses" by over 20%. There's less evaporation, no water and chemical runoff, less energy usage and precise placement of water directly to the plant's root structure.

This efficient use of our most valuable natural resource will continue to provide great benefits to our environment.

### Gator 2000 Kit Contains:

Qty	Part #	Description
2	G-00170	1000' Roll Drip Tubing
1	G-00171	100' Roll Poly Dist Tubing
1	G-00172	3/4" Hose Swivel
1	G-00173	3/4" Filter
1	G-00174	3/4" Pressure Regulator
1	G-00175	1"x3/4" Adapter
2	G-00176	1" Clamp
1	G-00177	Punch Tool
20	G-00178	Tape Loc x Barb
1	G-00179	1" Insert Plug
2	G-00154	Tape-Loc Coupling
1	G-00185	Teflon Tape
1		Instruction Sheet



GATOR-2000: Fits an area with 10—200' rows spaced up to 5 feet apart.

The layout can be customized to your specific need with a maximum row length of 500 feet.



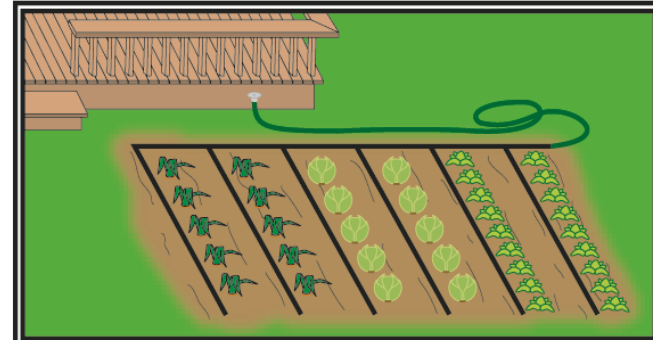
# Irri-Gator

*Drip Irrigation For Your Garden!*

**Uses up to 75% less water**

**Eliminates leaf wetness**

**Reduces plant disease**



Gator Kit Sample Layout

*A Complete System to Irrigate Your Space!  
Includes Drip Tape and All Components Required.*

**\*\*Ideal for Rose Beds, Vegetable Gardens,  
Annual & Perennial Flower Beds\*\***

[www.GardensGrownRight.com](http://www.GardensGrownRight.com)

# The Irri-Gator is Easy to Install!

The “Irri-Gator Drip Irrigation System is comprised of a bulk roll of drip tubing with pre-installed drip orifices spaced in even intervals. Also included are Perma-Loc Tees, a Perma-Loc Elbow and a Pressure Regulator/Screen Assembly. You only need a pair of scissors for the installation—no special tools!

## Vegetable Garden

### (Row Plantings)

- 1) Lay the drip tubing down each garden row and across one end of the garden plot. Cut the drip tubing to the desired lengths.
- 2) Connect the drip tubing to the Perma-Loc Fittings and Regulator/Screen Assembly.
- 3) Connect your garden hose to the Regulator/Screen Assembly. Turn on the water.



## Flower Beds (Non-Row Plantings)

- 1) Lay the drip tubing in parallel rows spaced 18”-24” apart throughout the bed and across one end of the bed. Cut the drip tubing to the desired lengths.
- 2) Connect the drip tubing to the Perma-Loc Fittings and Regulator/Screen Assembly.
- 3) Connect your garden hose to the Regulator/Screen Assembly. Turn on the water.



## The Irri-Gator’s Benefits are Clear!

### **Saves on Water Usage**

Less than .4 gallon per minute (75% less than a sprinkler—20% less than soaker hoses). Reduces water evaporation. Virtually eliminates water runoff.

### **Eliminates Irrigation-Caused Leaf Wetness**

Water is applied directly to the root zone. Reduces fungus and disease due to leaf wetness. Healthier plants, more vibrant flowers and higher quality produce.

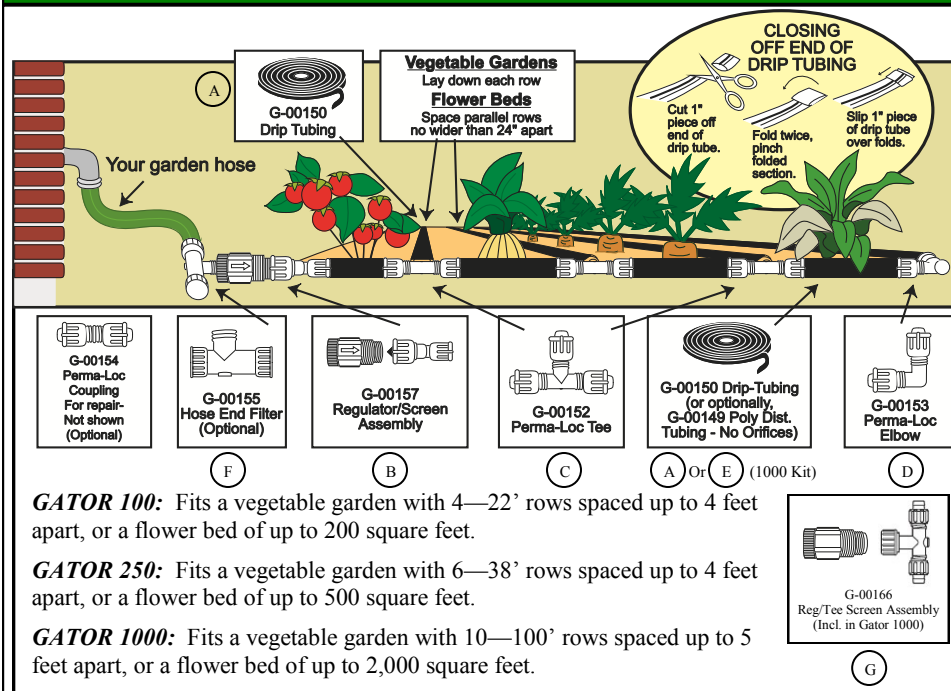
### **Irrigates Efficiently**

Pressure compensation provides over 95% water uniformity out of each evenly spaced orifice. Only 6 PSI required to operate (10 psi max) - pressure regulator included in kit. Watering cycle duration: 4-6 hours (heavy to medium soils) or 6-8 hours (medium to light soils).

### **Irri-Gator System Design Flexibility**


Interchangeable component design provides for complete system customization to fit any garden configuration. Expandable to 1000 feet of drip tube with virtually an unlimited number of rows. Gator-2000 Kit is also available for commercial growers.

## Gator Kit Sample Layout



### **Irri-Gator Kits Contain:**

Part #	Description	Gator 100	Gator 250	Gator 1000
G-00150	Drip Tubing	100'	250'	-
G-00170	1000' Roll Drip Tubing	-	-	1
G-00149	Distribution Tubing	-	-	50'
G-00152	Perma-Loc Tee	3	5	8
G-00153	Perma-Loc Elbow	1	1	2
G-00154	Perma-Loc Coupling	-	1	2
G-00157	Reg/Screen Assembly	1	1	-
G-00166	Reg/Tee Screen Assembly	-	-	1
Instruction Sheet				



### **The Warranty is Complete!**

If the Irri-Gator System does not meet with your complete satisfaction during the first season's use, we will replace the system or give you a full refund. No Questions Asked!